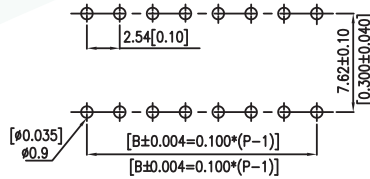
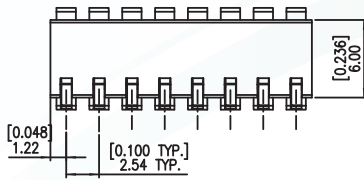


EPI-04-V



P.C.B. LAYOUT

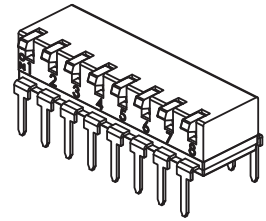



Table 1

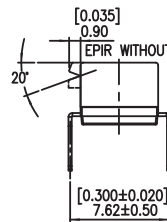
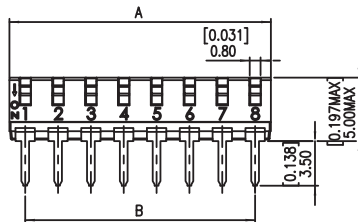
EPI(R)-10-V	10	25.30[.996]	22.86[.900]
EPI(R)-08-V	8	20.22[.796]	17.78[.700]
EPI(R)-06-V	6	15.14[.596]	12.70[.500]
EPI(R)-04-V	4	10.06[.396]	7.62[.300]
EPI(R)-02-V	2	4.98[.196]	2.54[.100]
PROD. NO.	NO. OF POS.	DIM. A	DIM. B

SCHEMATIC(TYP.)

(2,4,6,8,10 POS AVAIL)



EPI-08-V

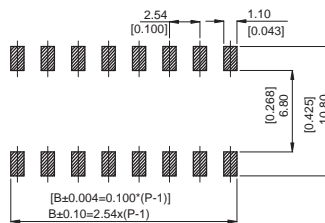
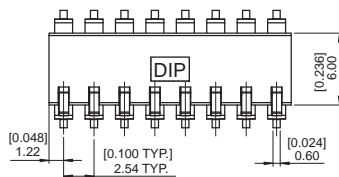


NOTE:


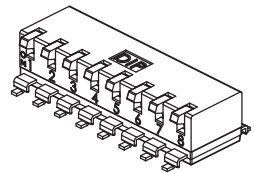
1. ALL DIMENSIONS ARE IN MILLIMETERS, BRACKETED DIMENSIONS ARE IN INCHES.
2. GENERAL TOLERANCES ± 0.20 mm.
3. MATERIAL & * :SEE SPECIFICATION.
4. P:Pitch=2.54mm[0.100]



EPM-06-V



P.C.B. LAYOUT



EPM-10-V

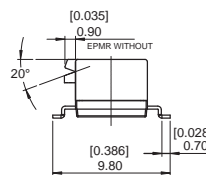
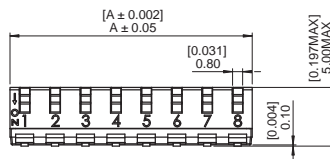


Table 1

EPM(R)-10-V	10	25.30[.996]	22.86[.900]
EPM(R)-08-V	8	20.22[.796]	17.78[.700]
EPM(R)-06-V	6	15.14[.596]	12.70[.500]
EPM(R)-04-V	4	10.06[.400]	7.62[.300]
EPM(R)-02-V	2	4.98[.196]	2.54[.100]
PROD. NO.	NO. OF POS.	DIM. A	DIM. B

SCHEMATIC(TYP.)

