



SPECIFICATIONS

- RATING** : 100mA max, 42 VAC/DC
- MECHANICAL LIFE** : 1,000,000 cycles
- CONTACT RESISTANCE** : 100mΩ max.(initial)
- INSULATION RESISTANCE** : 1000MΩ min.
- DIELECTRIC STRENGTH** : 1,000 VAC
- FORCE** : 3N±0.75N
- OPERATING TEMPERATURE RANG** : -25°C~+70°C

MATERIALS

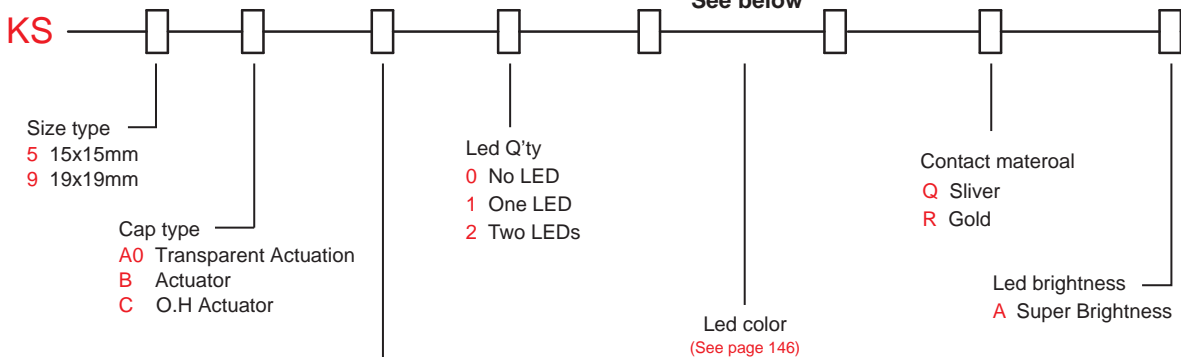
- SWITCH HOUSING** : PBT
- TRANSPARENT** : PC
- ACTONTOR** : ABS
- CONTACT** : Stainless,Au plated
- TERMINALS** : Brass,Au plated
- TERMINAL SEAL** : Epoxy



HOW TO ORDER

KS
Keyswitches

MODEL NO. SIZE TYPE CAP TYPE CAP COLOR LED Q'TY 1st SET LED COLOR (B,C Type Cap Only) 2nd SET LED COLOR (A Type Cap Only) CONTACT MATERIAL LED BRIGHTNESS



Cap color

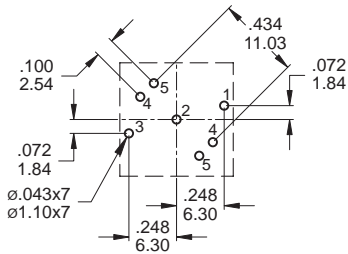
ITEM NO	COLOR
1	White
3	Red
4	Orange
5	Yellow
6	Green
7	Blue

Led color
(See page 146)

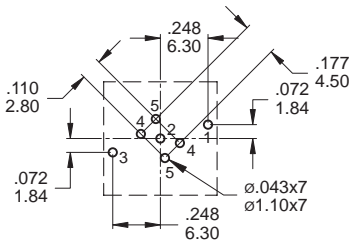
ITEM NO	COLOR
0	Without LED
1	White
3	Red
5	Yellow
6	Green
7	Blue



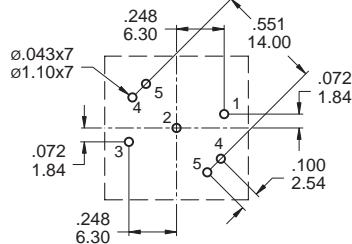
P.C.B MOUNTING / CIRCUIT



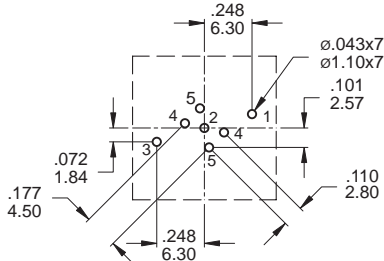
KS5A CAP Type
TOP VIEW



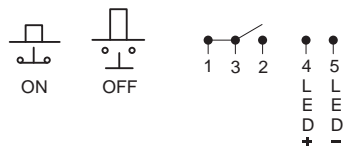
KS5B/C CAP Type
TOP VIEW



KS9A CAP Type
TOP VIEW

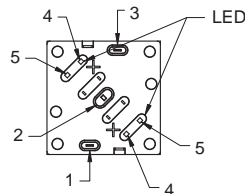
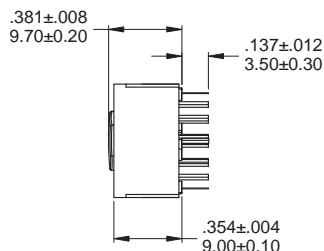
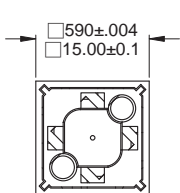


KS9B/C CAP Type
TOP VIEW

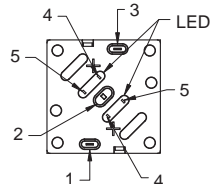
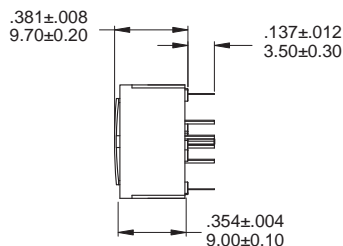
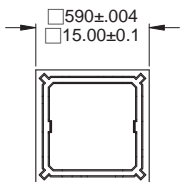


CIRCUIT

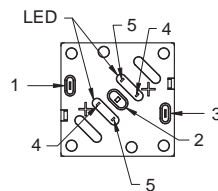
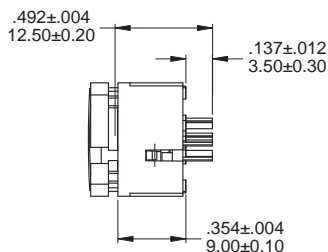
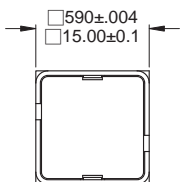
KS5A



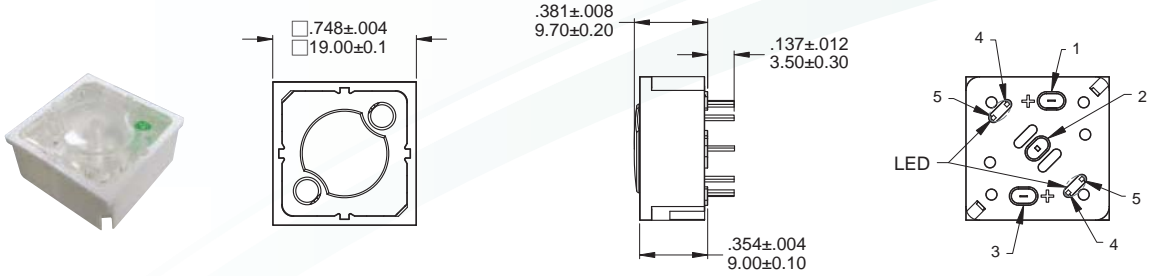
KS5B



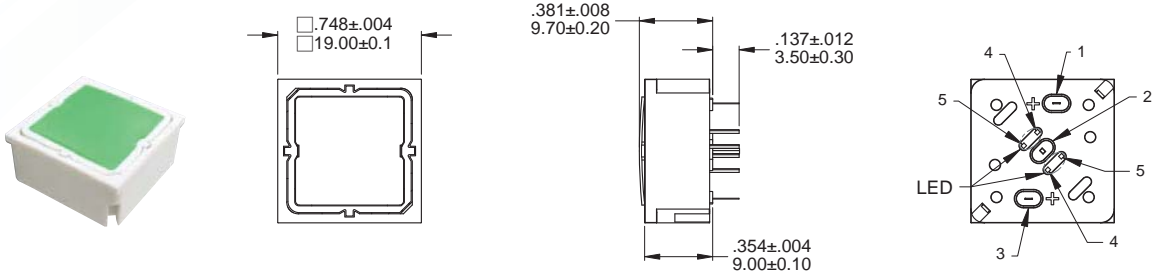
KS5C



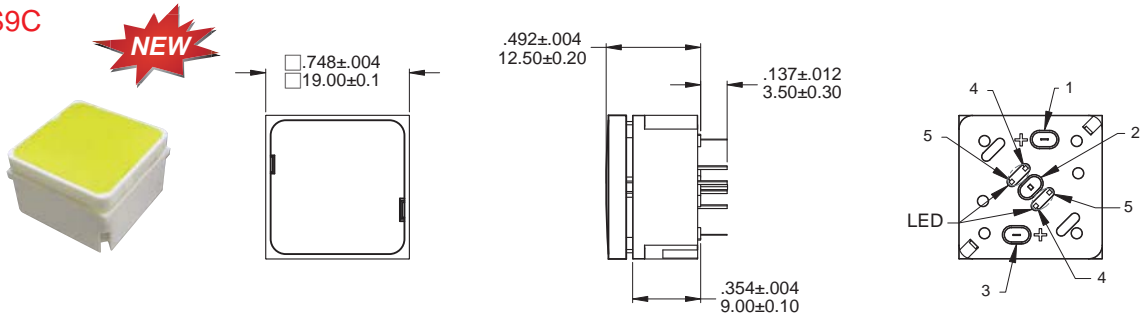
KS9A



KS9B



KS9C



WITH LED ELECTRO-OPTICAL DATA

* The LED specification for reference only

1st Set LED Color							
Lens Appearance	Color	Electro-optical Data(AT 20mA)				Peak wavelength	Viewing Angle 2θ 1/2 (deg)
		Vf (V)		Iv (mcd)			
		Typ.	Max.	Typ.	Min.		
Water Clear	White	3.2	3.7	270	160	635	150°
	Red	2.0	2.5	95	50		
	Yellow	2.0	2.5	150	80		
	Green	2.0	2.5	45	25		
	Blue	3.1	3.6	50	20		
2nd Set LED Color							
Lens Appearance	Color	Electro-optical Data(AT 20mA)				Peak wavelength	Viewing Angle 2θ 1/2 (deg)
		Vf (V)		Iv (mcd)			
		Typ.	Max.	Typ.	Min.		
Water diffused	Cool White	3.3	4	3300	2200	630	45°
Red diffused	Super Bright Red	2.05	2.6	850	460	630	45°
Yellow diffused	Super Bright Yellow	2.0	2.6	500	220	590	40°
Green diffused	Green	2.0	2.6	150	63	575	40°
Blue diffused	Super Bright Blue	3.5	3.8	1300	690	468	45°