

HOW TO ORDER


SPECIFICATIONS:
 RATING: DC 24V 50mA
 LIFE: 10,000,000 cycles
 OPERATION FORCE: 300gf±75gf
 STROKE: 1.0±0.2mm
 CONTACT RESISTANCE: 30mOhm MAX
 DIELECTRIC STRENGTH: AC 250V 1 MINUTE
 INSULATION RESISTANCE: 10MOhm MIN
 OPERATION TEMPERATURE RANGE: -40°C~+160°C

TL(M)-A2□4□-Q-T/R
 TL(M)-A114□-Q-B

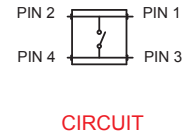
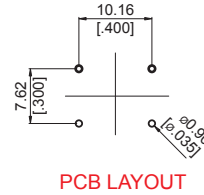
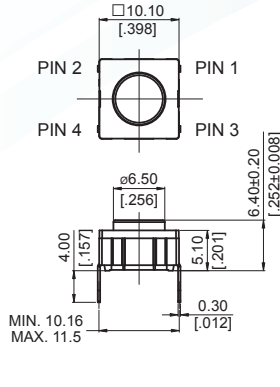
Button Color
 W=White
 K=Black

Button Color
 W=White
 K=Black

Total Height
 2=8.0mm
 3=9.5mm
 4=10.4mm
 5=11.0mm
 6=12.0mm
 7=15.0mm



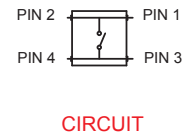
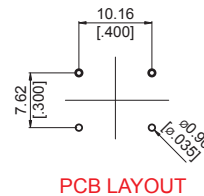
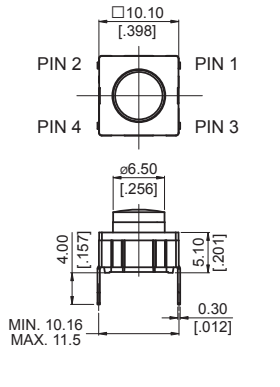

TL-A114K-Q-B



Note:
 1. All Dimensions Are In Millimeters, bracketed Dimensions Are In Inches.
 2. General Tolerances MAX. ±0.20mm.



TL-A224K-Q-B

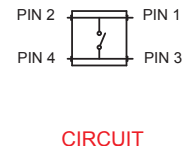
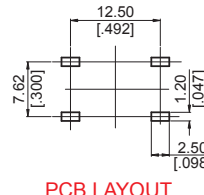
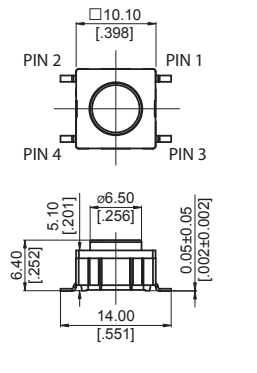


Note:
 1. All Dimensions Are In Millimeters, bracketed Dimensions Are In Inches.
 2. General Tolerances MAX. ±0.20mm.
 3. The Actuators Must Be Mounted After Soldering .

TL TLM
 Tact Switches



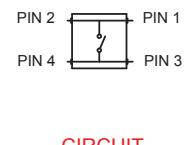
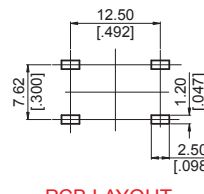
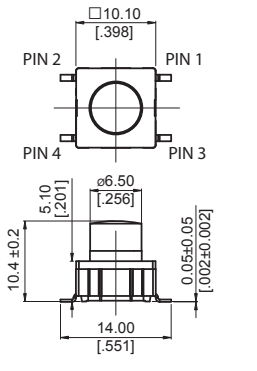
TLM-A114K-Q-T/R



Note:
 1. All Dimensions Are In Millimeters, bracketed Dimensions Are In Inches.
 2. General Tolerances MAX. ±0.20mm.



TLM-A244K-Q-T/R



Note:
 1. All Dimensions Are In Millimeters, bracketed Dimensions Are In Inches.
 2. General Tolerances MAX. ±0.20mm.
 3. The Actuators Must Be Mounted After Soldering .