

# 8U Series

Sealed Ultraminiature Pushbutton Switches



## SPECIFICATIONS

**CONTACT RATING:** 0.4 VA max. @ 20 V AC or DC max.

**MECHANICAL LIFE:** 40,000 make-and-break cycles.

**CONTACT RESISTANCE:** Below 100 mΩ typ. initial @ 2-4VDC, 100mA.

**INSULATION RESISTANCE:** 500 MΩ min.

**DIELECTRIC STRENGTH:** 500 Vrms min.@sea level.

**OPERATING TEMPERATURE:** -30°C to 85°C.

## MATERIALS

**HOUSING AND BASE:** Glass filled nylon 6/6 or 4/6 , flame retardant ,heat stabilized(UL94V-0)

**ACTUATOR:** Glass filled nylon 6/6 , flame retardant, heat stabilized (UL94V-0), with standard internal o-ring seal.

**SWITCH SUPPORT:** Steel,with Sn plate.

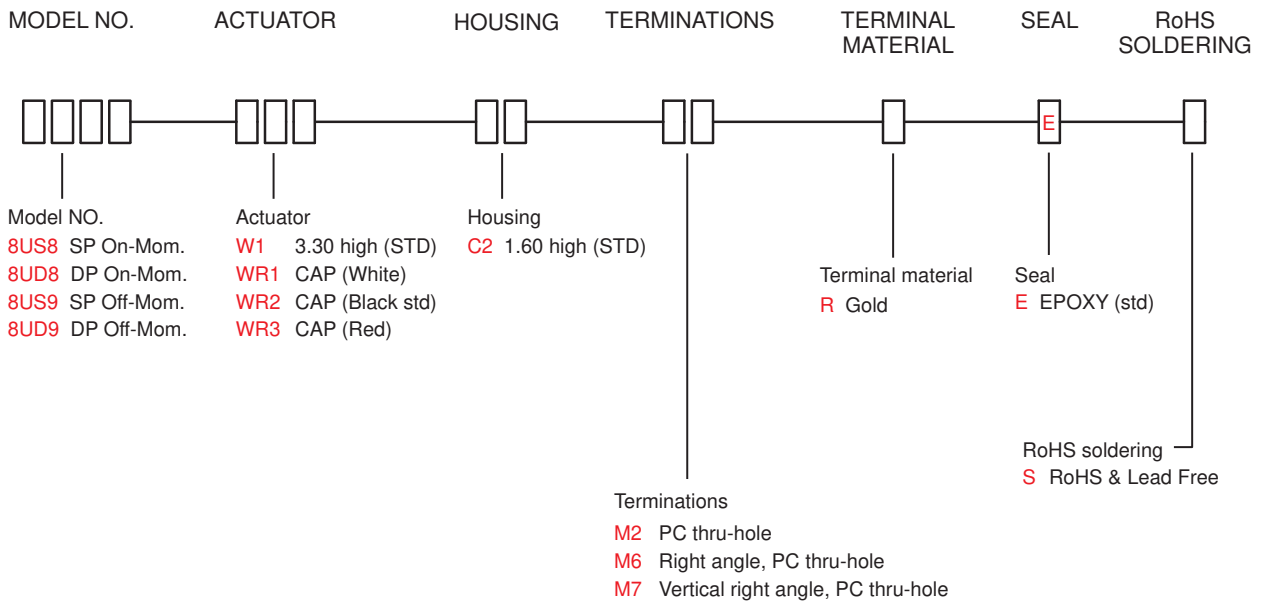
**CONTACT:** Phosphor bronze,Gold plated.

**TERMINALS:** Brass,Gold plated.

IP 67  
ACCORDING TO  
EN 60529:1991+A1:2001  
IEC 60529:2001



## HOW TO ORDER



8U Pushbutton Switches

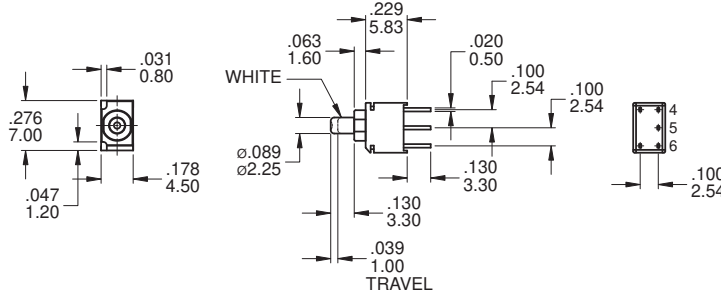
## SWITCH FUNCTION

NO. POLES	MODEL NO.	SWITCH FUNCTION		CONNECTED TERMINALS / SCHEMATIC	
		POS.1	POS.2	POS.1	POS.2
SP	8US8	ON	MOM	5-6 NC 4 • 5 (COMM) 6 NO	5-4 NC 4 • 5 (COMM) 6 NO
	8US9	OFF	MOM	OPEN	4-6 4 ↑ 6
DP	8UD8	ON	MOM	2-3,5-6 NC 1 • 2 (COMM) 3 NO NC 4 • 5 (COMM) 6 NO	2-1,5-4 NC 1 • 2 (COMM) 3 NO NC 4 • 5 (COMM) 6 NO
	8UD9	OFF	MOM	OPEN	1-3,4-6 1 ↑ 3 4 ↑ 6

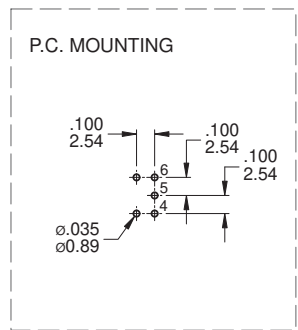
MOM=MOMENTARY

## POLE OPTIONS

**M2**

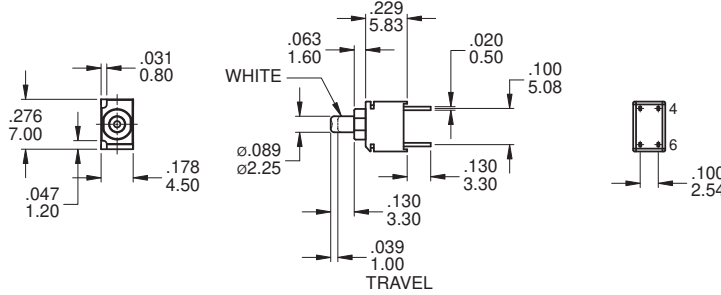


Part No. Shown : 8US8W1C2M2RE

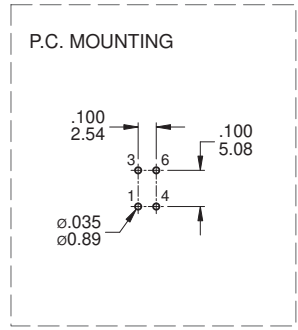


**SPDT**

**M2**

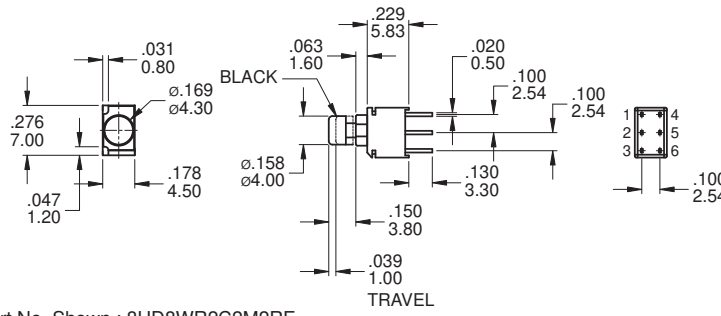


Part No. Shown : 8US9W1C2M2RE

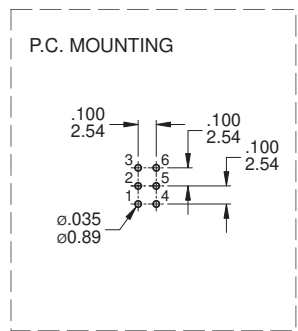


**SPST**

**M2**

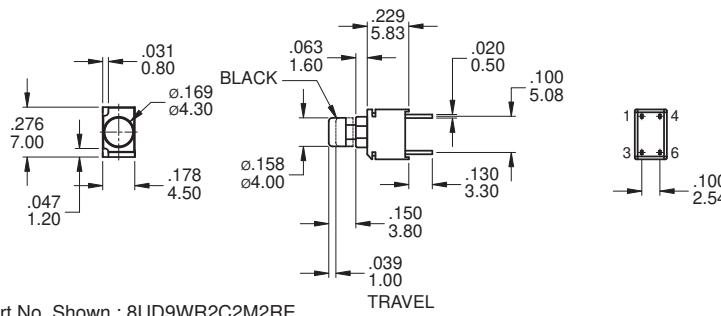


Part No. Shown : 8UD8WR2C2M2RE

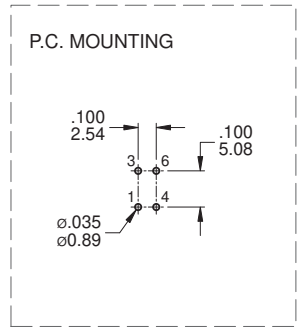


**DPDT**

**M2**



Part No. Shown : 8UD9WR2C2M2RE



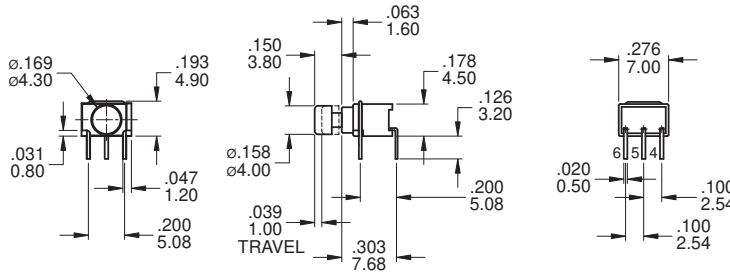
**DPST**

8U Pushbutton Switches

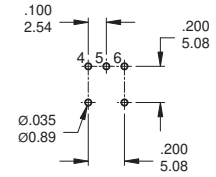
# 8U Series

Sealed Ultraminiature Pushbutton Switches

M6



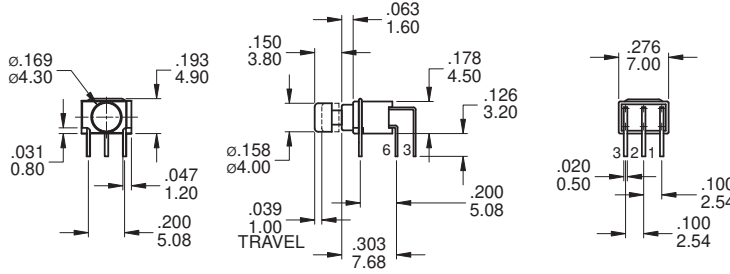
P.C. MOUNTING



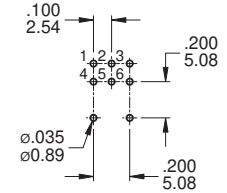
SPDT

Part No. Shown : 8US8WR2C2M6RE

M6



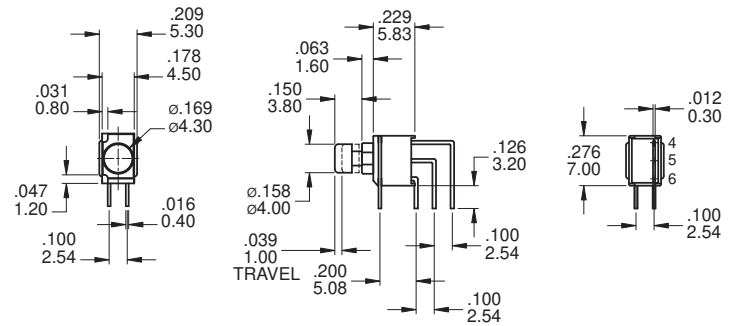
P.C. MOUNTING



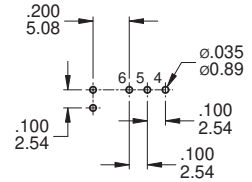
DPDT

Part No. Shown : 8UD8WR2C2M6RE

M7



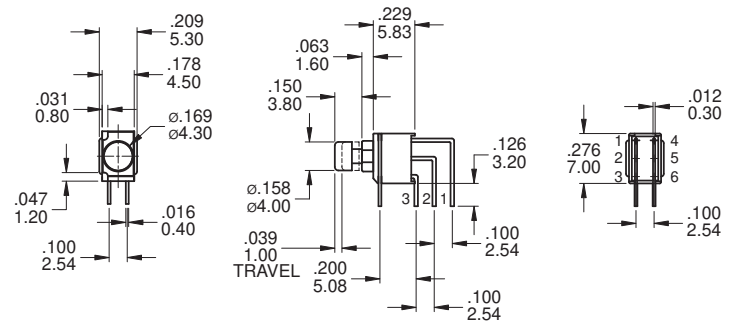
P.C. MOUNTING



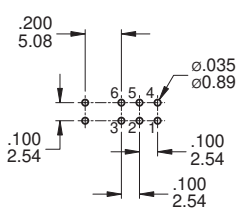
SPDT

Part No. Shown : 8US8WR2C2M7RE

M7



P.C. MOUNTING



DPDT

Part No. Shown : 8UD8WR2C2M7RE

## SOLDERING PROCESSES

WAVE SOLDERING: Recommended Soldering Temperature:  $270 \pm 5^\circ\text{C}$

Duration of Solder Immersion: Max 5 sec. (PCB is 1.6mm in thickness)