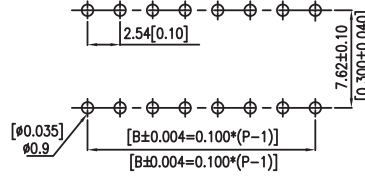
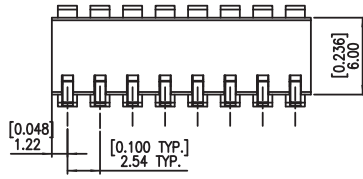

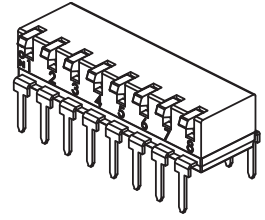


EPI EPM Series

DIP Switches



P.C.B. LAYOUT



EPI-04-V

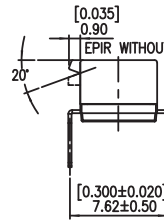
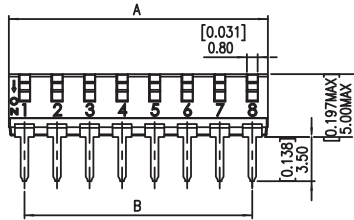

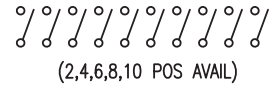


Table 1

PROD. NO.	NO. OF POS.	DIM. A	DIM. B
EPI(R)-10-V	10	25.30[.996]	22.86[.900]
EPI(R)-08-V	8	20.22[.796]	17.78[.700]
EPI(R)-06-V	6	15.14[.596]	12.70[.500]
EPI(R)-04-V	4	10.06[.396]	7.62[.300]
EPI(R)-02-V	2	4.98[.196]	2.54[.100]

SCHEMATIC(TYP.)

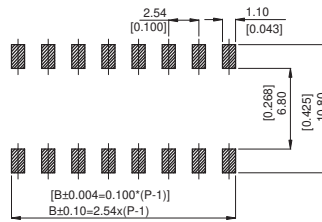
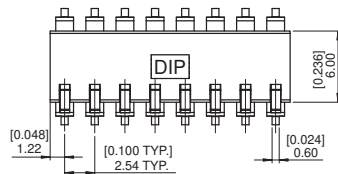


NOTE:

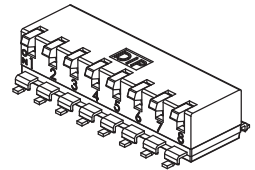
- 1.ALL DIMENSIONS ARE IN MILLIMETERS, BRACKETED DIMENSIONS ARE IN INCHES.
- 2.GENERAL TOLERANCES ±0.20mm.
- 3.MATERIAL & * :SEE SPECIFICATION.
- 4.P-Pitch=2.54mm[0.100]

EPI-08-V

EPI EPM
DIP Switches



P.C.B. LAYOUT



EPM-06-V

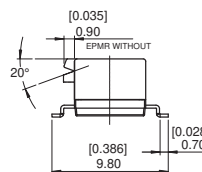
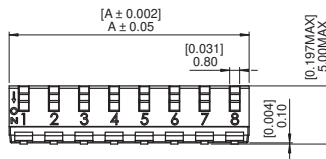


Table 1

PROD. NO.	NO. OF POS.	DIM. A	DIM. B
EPM(R)-10-V	10	25.30[.996]	22.86[.900]
EPM(R)-08-V	8	20.22[.796]	17.78[.700]
EPM(R)-06-V	6	15.14[.596]	12.70[.500]
EPM(R)-04-V	4	10.06[.400]	7.62[.300]
EPM(R)-02-V	2	4.98[.196]	2.54[.100]

SCHEMATIC(TYP.)



EPM-10-V